

# RIBLINE®

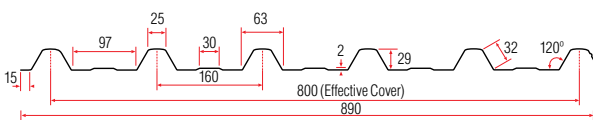
Roofing  
Industries

roof.co.nz

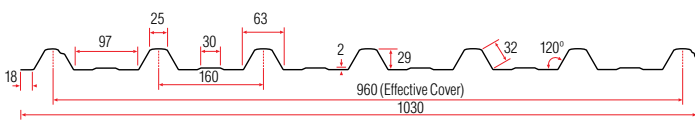


## RIBLINE®

### RIBLINE® 800




### RIBLINE® 960



### Description

Whilst aesthetics and overall appearance remain a powerful motivating factor during selection of roof type, of equal importance is the ability of the roofing product to prevent water leakage through the lapping edge, particularly on lower pitched roofs.

Ribline®'s unique capillary lapping edge enhances performance and offers additional security against water ingress. With 800mm sheet coverage, Ribline® offers the consumer, less laps, reduction in the number of fasteners, quicker installation and ultimately, reduced costs. Ribline® can also be supplied as an extra-wide 960mm coverage sheet.



# RIBLINE®

## Applications

- Residential roofing and cladding
- Rural and lifestyle roofing and cladding
- Industrial and commercial roofing and cladding
- Drape/spring curving
- Fencing

## Roof Pitch

In accordance with E2/AS1 of the NZ Building Code, the minimum pitch for Ribline® is 3°. For roof lengths greater than 18m, contact Roofing Industries for specific advice.

## Materials

- Zincalume® Steel: 0.40 or 0.55mm BMT, AZ150 (150gm/m<sup>2</sup>) G550 Mpa Yield Stress

- Galvanised Steel: 0.40 or 0.55mm BMT, Z450 (450gm/m<sup>2</sup>) G550 Mpa Yield Stress
- Pre-painted **COLORCOTE®** or **COLORSTEEL®** over Zincalume® 0.40 or 0.55mm BMT, AZ150 (150gm/m<sup>2</sup>), G550 Mpa Yield Stress
- Prepainted **COLORCOTE®** or **COLORSTEEL®** over Galvanised Steel: 0.40 or 0.55mm BMT ZM275 (275gm/m<sup>2</sup>) G550 Mpa Yield Stress
- 0.55mm BMT may be supplied as G300 Mpa Yield Stress

For information on Aluminium-Stainless Steel and Copper Ribline®, contact Roofing Industries.

## SPECIFICATIONS

Sheet width: 890mm and 1030mm	Sheet coverage: 800 & 960mm
Sheet length: Any length (Subject to transportation)	Minimum Pitch: 3°

## SPAN TABLES (Steel Substrate Material)

Type of Span	Maximum Span (Metres)			Maximum Span (Metres)		
	0.40 BMT			0.55 BMT		
	Wind Zone			Wind Zone		
	Low & Medium	High	Very High	Low & Medium	High	Very High
Intermediate	1.600	1.600	1.450	1.800	1.800	1.800
End	0.950	0.950	0.950	1.100	1.100	1.100

## Durability

Selection of the correct grade of material and appropriate surface coating is imperative to ensure Ribline® will perform satisfactorily in the environment it is to be installed, and meets the requirements of The NZ Building Code. Environmental Categories and Surface Coating literature is available on request.

## Accessories

A full range of matching accessories is available, including Ridging, Ridgecaps, Rib Caps, Flashings, Underlays, Insulation, Fasteners, Rotary Roof Ventilators and Rainwater systems.

## Translucent and Transparent roofing

Ribline® is available as glass reinforced translucent roofing and cladding. A similar 5 rib 760mm cover polycarbonate product can also be supplied.

## Fixings and Fasteners

Fixings and fasteners are to be of an approved type, compatible with all materials, the environment and meeting the requirements of the NZ Building Code. Installation is to be in accordance with E2/AS1 and the NZ Metal Roof and Wall Cladding Code of Practice. Further information is available via the [www.roof.co.nz](http://www.roof.co.nz) website.

## Roof Application

- Timber Purlins** 12 x 65 Timbertek class 4 screws with Neos\*
- Steel Purlins** 12 x 55 Steelteks class 4 screws with Neos\*

- Fix every crest to: Ridge, Hip, Valley, Gutter and Periphery areas
- For the remainder of the roof: Ribline® 800 fix side laps, miss 1, hit 2, miss 1 etc. Ribline® 960 fix side laps, miss 1, hit 1 etc

\*For sheet lengths 8-18 metres the lower 50% of the roof should be fixed using oversize holes at fastening points and a 30mm EPDM and matching metal profile washer. For sheets in excess of 18 metres refer to our website [www.roof.co.nz](http://www.roof.co.nz).

## Walling Application

Fix in the pan adjacent to every rib using class 4 Timberteks or Steelteks and Neos as appropriate, ensuring that when the fastener is into timber it is of sufficient length to penetrate the framing by 25mm

Note: the above recommendations are suitable for steel based materials, for other materials refer to our website [www.roof.co.nz](http://www.roof.co.nz)

## Curving

Steel substrate Ribline® can be draped curved to a minimum radius of:

- 0.40 BMT - 65 metres
- 0.55 BMT - 30 metres

Whilst a tighter radius is achievable, aesthetics may be affected.

## Ordering

Roofing Industries staff can provide technical assistance to ensure accurate ordering of roofing and accessories thereby avoiding costly errors. Ribline® is manufactured and delivered cut to length subject to transport restrictions.

## Handling and storage

- On delivery, visually inspect sheets for damage.
- Store Corrugate and accessories on evenly spaced and supportive dunnage, clear of the ground and under cover. If packs become wet and the product not used immediately, separate the sheets to allow air circulation and drying.
- Do not drag sheets across each other.
- If protected with strippable plastic film, keep under cover and remove as the product is being installed.

## Installation

Prior to commencing your project, Please refer to Roofing Industries Ltd; Handling Storage and Installation Guide, E2/AS1 and the NZ Metal Roof and Wall Cladding Code of Practice. Failure to install the product to industry requirements will void the warranty.

## Maintenance

Regular maintenance will extend the life of the roof and accessories. It is strongly advised that areas not receiving regular rain washing should be washed with freshwater on a regular basis. On purchasing your roof it is imperative to request a copy of the maintenance guide(s) and familiarise yourself with industry requirements. Failure to do so can void the warranty.

## Warranties

Warranties meet the statutory requirements of the NZ Building Code, are available on request and reflect our New Zealand owned and operated company, test facilities and local climatic conditions. Sample warranties are available at website [www.roof.co.nz](http://www.roof.co.nz).

## Your distributor

### AUCKLAND (Head office)

Roofing Industries Ltd  
5 John Glenn Avenue,  
Albany  
PO Box 302-385  
North Harbour 0751  
Ph: (09) 414 4585  
Fax: (09) 414 4586  
office@roof.co.nz

### WHANGAREI

Roofing Industries (Northland) Ltd  
38 Winger Crescent, Kamo,  
Whangarei  
PO Box 883  
Whangarei 0112  
Ph: (09) 437 2040  
Fax: (09) 437 5010  
northland@roof.co.nz

### WAIKATO

Roofing Industries (Waikato) Ltd  
Unit 4/550 Te Rapa Rd  
Te Rapa, Hamilton  
PO Box 20281 Te Rapa,  
Hamilton 3241  
Ph: (07) 849 5115  
Fax: (07) 849 2115  
waikato@roof.co.nz

### TAUPO

Roofing Industries (Taupo) Ltd  
1158 Rakaunui Rd  
Taupo  
PO Box 408  
Taupo 3351  
Ph: (07) 376 7971  
Fax: (07) 376 7972  
taupo@roof.co.nz

### PALMERSTON NORTH

Roofing Industries (Central) Ltd  
653 Tremaine Ave  
Palmerston North  
PO Box 4584  
Palmerston North 4410  
Ph: (06) 353 8480  
Fax: (06) 353 8470  
central@roof.co.nz



It should be noted that this technical data sheet is based around the requirements of E2/AS1 of the NZBC. For buildings or uses that are outside the scope of, or NOT required to comply with E2/AS1 alternative technical data may apply. Please contact Roofing Industries Ltd.